

Used & Maintenance



You have just purchased a Marinefloor boat base and we thank you for your trust.

In order to support you as much as possible in the years to come, you will find in this manual the basic tips for use and maintenance to allow you the best experience possible.

If you have any doubts or questions, need parts or new accessories, do not hesitate to contact us!

USE

To go up the base :

- 1 - Put the nose of the boat on the entrance ramp, mark the stop sign and place yourself on the axis.
- 2 - Accelerate until the boat is installed, apron shed door.
- 3 - Turn off the engine and adjust the sail trimmer (off the water).

To go down the base :


- 1 - Adjust the sail trimmer (on the water) and start the engine.
- 2 - Engage the reverse gear and control the speedup smoothly. The reverse gear brings back water and the boat takes off using this one.
If nothing happens after 10 seconds, increase the engine speed and maintain it.
- 3 - As soon as the boat starts to back down, reduce engine speed and exit gently



Maintenance tips

The maintenance of a Marinefloor boat base is very limited. No part is in movement nor susceptible to corrosion.

From a structural point of view, several points should be checked periodically, especially if the setting has significant movement, intensive use and/or large units.



You will need the assembly key provided to you when you have installed your base.

This is used to lock/unlock the connecting ball joints, tear them off during disassembly, but also to remove the cushions.




Be sure the connecting ball joint is always locked. For a quick visual check, check that the holes for the teeth of the assembly key are aligned with the edge of the cubes.




Verify by visual check that the white plastic screws located on both sides of the entrance ramp are in good condition.

They are the ones that guarantee the integrity of the base during the ascent and descent of the boat. If in doubt, change them.



In case a cushion shows significant signs of wear, it is recommended to change it to ensure the integrity of the boat hull and sliders. To do this, release it with the assembly key and insert a new one.



Periodically control with a visual check of the good condition of the anchoring elements and possibly the protection or safety elements.



If you need spare parts, opinions or advice, contact us

F-11370 Port Leucate

info@marinefloor.eu

@marineflooreurope

+33(0) 4 68 70 42 83



Marinefloor.fr
Modular pontoon

Made In France



10 years warranty